

Terrace 5.0 Mm

Collection	Terasu	
Numéro De Style	4216V	
Construction	Carreau De Vinyle De Luxe Commercial Lourd	
classe	Class III, Type B	
Finition	ExoGuard+®	
	Impérial	Métrique
Dimensions Nominales	12 in w x 24 in l	30 cm w x 60 cm l
Dimensions Réelles	11.81 in w x 23.62 in l	30.00 cm w x 59.99 cm l
Épaisseur De La Couche d'Usure	20 mil (0.02 in)	0.51 mm
Épaisseur Générale Du Produit	0.197 in	5 mm
Profil Du Bord	Bord Carré	
Installation	Direct Glue	
Adhésif Recommandé	S150 Resilient Sheet Spray 1 Can, 4200 Resilient Tile 4 Gallon, 2200 Resilient Tile 4 Gallon or 4151 Multi-Use Premium 4 Gallon	

Emballage

Pièces Par Carton	11 pcs	
Surface Par Carton	21.31 sq ft	1.98 sq m
Poids Par Carton	41.9 lbs	19.01 kg



Méthodes d'Installation Conseillées



Coordination Des Produits

LVT: Terrace 2.5 Mm
Sheet: Tatami Sheet, Reed Sheet, Roji Sheet
Carpet Tile: Botan Tile, Hana Tile, Kusa Tile
Broadloom: Botan, Hana, Kusa

Performance + Tests Et Essai

Poinçonnement Rémanent (Astm F1914)	Passes
Résistance À La Chaleur (Astm F1514)	Passes
Résistance À La Lumière (Astm F1515)	Passes
Résistance Chimique (Astm F925)	Passes
Coefficient De Frottement (Astm D2407, Résistance Au Glissement)	>0.6, meets the recommended static coefficient of friction for ADA walking surfaces and accessible routes
Test Reports may be included or listed by the manufacturing/inventory style number as opposed to the noted selling style number.	

Garanties

- Limitée Commerciale De 15 Ans
- Commercial 15 Year Underbed Bond Warranty

Diversity, Equity & Inclusion

We believe all humans are equal. Individually and collectively, we need to proactively create and promote opportunities that give everybody an equal footing in life. We nurture an environment where every voice and perspective can be heard, and proactively promote accessibility and inclusivity inside our network and beyond. One proof point is our ability to meet the criteria of the Social Fairness pillar of the Cradle to Cradle Product Standard. At Shaw Industries, we promote supplier participation that is reflective of Shaw's diverse customer base and local community. More than 42% of our spend***** is with small and diverse businesses. We believe having a strong Supplier Diversity Program is strategic for bringing more innovation to our businesses and openingnew markets for growth.


Attributs + Certifications

Health & Wellbeing	
Material Ingredient Transparency	Health Product Declaration (HPD) Divulgestion De 100 ppm
Climate Impact	
Environmental Product Declaration (EPD)	Certifié Par Une Tierce Partie Conformément Aux Normes ISO 14025, EN 15804 Et ISO 21930:2017
Embodied Carbon (Cradle to Gate)	6.05 Kg Co ₂ /M ²
Total Recycled Content	0% (Pre-Consumer 0% Post-Consumer 0%)
Global Product Assessment	FloorScore® Agréé
	CE Marking (EN 14041) Certifié Par Un Tiers
	Country of Origin Imported


Contribution Au Certificat Vert Leed

« Crédit MR : Divulgestion et optimisation des produits de construction	Health Product Declaration (HPD) 100 Ppm Disclosure
« Crédit MR : Divulgestion et optimisation des produits de construction	3rd Party Certified in Accordance with ISO 14025, EN 15804, & ISO 21930:2017
Crédit EQ : matériaux faibles émissions	FloorScore Certified
Installation Guidelines	Please visit www.shawcontract.com for the most current warranty information.
Maintenance Guidelines	Specifications are subject to nominal manufacturing variance. Material supply and/or manufacturing processes may necessitate changes without notice.
	This product is an exclusive design and may not be duplicated in any manner. Use of this design in the creation of another product design is also strictly prohibited.
	*****Allowable spend is domestic (US) spend in categories in which we have diverse suppliers from which to choose. Compared to non-allowable spend which includes categories in which we do not have domestic, small or diverse suppliers available to meet our needs.
	Visit shawcontract.com/testing for more information.

Available Colorways




Lotus 08111
V2 - Slight Variation




Path 08120
V2 - Slight Variation




Dusk 08504
V2 - Slight Variation



Mist 08510
V2 - Slight Variation




Heron 08525
V2 - Slight Variation




Pumice 08540
V2 - Slight Variation



Midnight 08585
V2 - Slight Variation




Bonsai 08705
V2 - Slight Variation




Hashi 08740
V2 - Slight Variation



Cedar 08755
V2 - Slight Variation



Brushwood 08765
V2 - Slight Variation




Alcove 08770
V2 - Slight Variation

Color and Visual Variation Index


Shade and texture variation is inherent in all resilient products and can vary significantly from piece to piece. Samples should be used to assess color.

V1




Uniform Appearance

V2




Slight Variation

V3



Moderate Variation

V4



Substantial Variation